

ARAYA RIMS CATALOGUE



AR 613


Size	650C
Spoke Hole	32H,36H
Valve Hole	F/V
Joint	Sleeve
Finish	Silver,Black,Black/CNC
Dimension	W1=20.5 W2=15.4 D=23.0
Weight	495g



GP 202

Size	20 x 1.50
Spoke Hole	32H. 36H
Valve Hole	F/V, A/V
Joint	Pinned
Finish	Silver,Black/CNC,Black
Dimension	W1=25.0 W2=19.0 D=16.4
Weight	340g





GP 422

Size	24 x 1.50
Spoke Hole	36H
Valve Hole	A/V
Joint	Pinned
Finish	Silver,Black,Black/CNC
Dimension	W1=25.0 W2=19.0 D=16.4
Wiegth	455g



GP 622

Size	26 x 1.50
Spoke Hole	32H. 36H
Valve Hole	F/V. A/V
Joint	Pinned
Finish	Silver,black,Black/CNC
Dimension	W1=25.0 W2=19.0 D=16.4
Wiegth	470g



GP 722

Size	700C
Spoke Hole	32H,36H
Valve Hole	F/V,A/V
Joint	Pinned
Finish	Silver,Black,Black/CNC
Dimension	W1=25.0 W2=19.0 D=16.4
Wiegth	530g





SA 730

Size	700C
Spoke Hole	32H
Valve Hole	F/V
Joint	Sleeve
Finish	Black/CNC,Silver,Black,Polish
Dimension	W1=20.8 W2=15.4 D=30.0
Wieht	545g



TX 533

Size	27,5 x 1.50
Spoke Hole	32H, 36H
Valve Hole	F/V,A/V
Joint	Sleeve
Finish	Silver,Black,Black/CNC
Dimension	W1=25.0 W2=19.0 D=17.5
Wieht	565g



TX 633


Size	26 x 1.50
Spoke Hole	32H
Valve Hole	F/V, A/V
Joint	Sleeve
Finish	Silver
Dimension	W1=25.0 W2=19.0 D=17.5
Wieht	565g





TX 733

Size	700C
Spoke Hole	32H,36H
Valve Hole	F/V,A/V
Joint	Sleeve
Finish	Silver,Black,Black/CNC
Dimension	W1=25.0 W2=19.0 D=17.5
Wieht	565g




ASB 90

Size	26 x 1-3/8 W/O
Spoke Hole	32H. 40H
Valve Hole	E/V
Joint	Pinned
Finish	Silver
Dimension	W1=28.0 W2=20.3 D=15.5
Wieht	610g



DM 650

Size	27.5"
Spoke Hole	32H
Valve Hole	F/V
Joint	Sleeve
Finish	Black
Dimension	W1=28.0 W2=21.0 D=21.0
Wieht	510g




DS 600

Size	26 x 1.50
Spoke Hole	32H
Valve Hole	F/V
Joint	Pinned
Finish	Black
Dimension	W1=28.0 W2=19.0 D=19.5
Wieht	515g



DS 700

Size	700C
Spoke Hole	32H
Valve Hole	F/V
Joint	Pinned
Finish	Black
Dimension	W1=28.0 W2=19.0 D=19.5
Wieht	575g




GP 710-L

Size	20 x 1.50 H/E 18 x 1.50 H/E 16 x 1.50 H/E
Valve Hole	A/V
Joint	Pinned
Finish	Silver
Dimension	W1=25.4 W2=18.5 D=17.0
Wieght	340g(20),300g(18) 255g(16)

KP 80

Size	26 x 1-3/8 W/O 24 X 1-3/8 W/O
Spoke Hole	36H
Valve Hole	E/V
Joint	Pinned
Finish	Silver
Dimension	W1=26.0 W2=20.3 D=14.3
Wieght	575g(26),525G(24)



LP 60

Size	27 x 1-1/4 W/O
Spoke Hole	36H
Valve Hole	E/V
Joint	Pinned
Finish	Silver
Dimension	W1=26.5 W2=20.3 D=15.5
Wieght	650g

PX 645

Size	700C W/O
Spoke Hole	36H
Valve Hole	F/V,A/V
Joint	Pinned
Finish	Silver
Dimension	W1=24.2 W2=17.5 D=14.1
Wieght	580g



SP 30

Size	26 x 1-3/8 WO
Spoke Hole	36H
Valve Hole	A/V
Joint	Pinned
Finish	Silver
Dimension	W1=23.0 W2=16.6 D=13.6
Wieght	613g

TB 507X

Size	20 x 1.75 H/E
Spoke Hole	36H
Valve Hole	A/V
Joint	Pinned
Finish	Black
Dimension	W1=31.0 W2=24.0 D=17.0
Wieght	495g



TM 840 SILVER

Size	26 x 1.50 H/E
Spoke Hole	32H,36H
Valve Hole	F/V,A/V
Joint	Pinned
Finish	Silver,Black/CNC
Dimension	W1=24.2 W2=18.0 D=16.5
Wieght	530g(Silver)




VP 20

Size	26 x 1.50 H/E 24 x 1.50 H/E 20 x 1.50 H/E
Spoke Hole	36H
Valve Hole	A/V
Joint	Pinned
Finish	Silver
Dimension	W1=27.0 W2=20.0 D=17.5
Wieght	510g(26),460g(24),360g(20)

TX 310F

Size	700C
Spoke Hole	36H
Valve Hole	F/V,A/V
Joint	Pinned
Finish	Silver
Dimension	W1=23.2 W2=17.0 D=14.7
Wieght	475g



AR 713

Size	700C
Spoke Hole	32H
Valve Hole	F/V
Joint	Sleeve
Finish	Silver,Black,Black/CNC
Dimension	W1=20.8 W2=15.4 D=23.0
Wieght	495g

